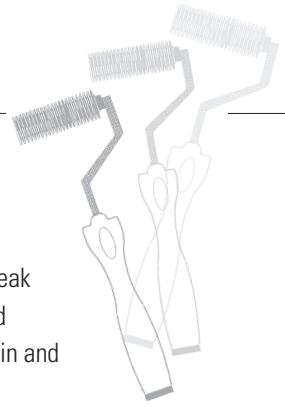


FIBERGLASSING WITH ROLLERS

The raw materials selected along with the methods and tools used to apply fiberglass determine whether the finished product is light, strong, durable, and reasonable in cost. A good fiberglass product is a proper balance of glass and resin with no air pockets.

Too much resin—and the part becomes brittle, heavy, and costly. Too little resin means the part will be weak and subject to water or chemical permeation. Air pockets are weak spots subject to water permeation and blister formation. The best way to get the right resin/glass balance and eliminate air bubbles is to use resin and mat rollers.



Resin Rollers • The quickest way to apply an even coat of resin is with our Resin Rollers. If a paint roller is used for fiberglassing, the resin often dissolves the roller core and causes the cover dye to bleed, discoloring your project. TAP rollers stand up to the demands of epoxy and polyester resins.

Mat Rollers • When applying mat, these rollers eliminate air and resin pockets. Brushes and squeegees are ineffective in moving resin around or removing air bubbles, because of the short strand structure of mat. The grooves and fins on TAP's Rollers are specially designed to ensure thorough saturation without damaging the glass fibers.

Aluminum Quick Release Rollers

These aluminum rollers set the industry standard for durability and ease of cleaning. They have a reduced bearing surface to extend roll-out time between cleanings and a plugged end that allows no resin or *glass* to enter. Plastic handles are solvent-resistant for easy cleaning.




When selecting the roller diameter, consider the following factors:

1. Larger diameter rollers are generally easier to clean because their shafts are farther away from the laminate, taking less resin into the opening.
2. Larger diameter rollers have deeper grooves for thicker laminate roll-out.
3. As the diameter of the roller gets smaller, the fins get closer together and more shallow. Smaller diameter rollers relieve the more numerous small bubbles on a thinner laminate.

Radius (Barrel) and Corner (Filet) Rollers

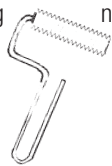
Barrel Rollers have most of the same features as the surfaces—reaching places where straight rollers are in crucial filets and corners. The machine fin corners

Quick Release Rollers, except they are designed for concave ineffective. Corner or Filet Rollers have deep fins for air relief reduce glass fiber shearing.



Economy Rollers

Low cost rollers that are great for small areas and tight spots. They are spiral-grooved high-density polyethylene rollers with slotted brass retaining nuts for easy disassembly. Deep fins provide excellent air relief. Great for onetime use.



Specialty Rollers

Bubble Busters

Special rollers to use when conventional finned rollers are not laminate. They work well with Knytex and knitted/unidirectional epoxy application and removing air others leave behind.



efficient at removing the air in a particular fabrics when air pockets form. Excellent for

Paddle Wheel Rollers

This European innovation has excellent air relief and cleaning proper-Bubble Buster Roller and is often preferred when working with Knytex or quick-release feature and plastic handle for easy cleaning.

ties. It is used as an alternative to the knitted/unidirectional fabrics. It has the



November 1996

